



product guarantee¹

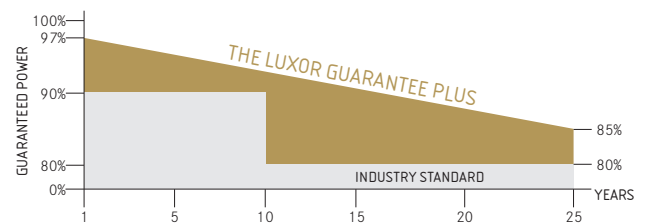


linear performance guarantee¹



ECO LINE M72/195 – 215 W

Monocrystalline module family



Longlife tested



Power proofed



Safety provided



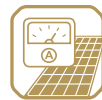
Selection of components



Cross-linking degree test



Performance surplus of 0 Wp to 6.49 Wp



Imp sorting



Special packing to avoid micro cracks in the cells



German warrantor

Wherever flexibility is especially sought after, this solar module is in top form. With its dimension in a 1:2 ratio, it can always be optimally arranged in every roof covering and open-field installation. Our 72-cell module portrays a positive image with plus tolerances of 0 Wp to 6.49 Wp, through exemplary energy output. This is achieved through high-quality solar cell with an efficiency up to 20.6% at the best possible low light behaviour.

A durable plug-in connection guarantees reliable power contact for every weather. Compatible with current assembly systems through the torsionally stiff and corrosion-free hollow-section frame made of anodised aluminium. Manufactured according to German standards each Luxor photovoltaic module is marked by a special level of durability and reliability.

ECO LINE M 72/195 - 215 W

Monocrystalline module family

Electrical data	LX-195M	LX-200M	LX-205M	LX-210M	LX-215M
Rated power P _{mpp} [Wp]	195.00	200.00	205.00	210.00	215.00
P _{mpp} range from	195.00	200.00	205.00	210.00	215.00
P _{mpp} range to	201.49	206.49	211.49	216.49	221.49
Rated current I _{mpp} [A]	5.31	5.37	5.43	5.49	5.55
Rated voltage V _{mpp} [V]	36.74	37.26	37.78	38.32	38.86
Short-circuit current I _{sc} [A]	5.77	5.85	5.93	6.01	6.10
Open-circuit voltage U _{oc} [V]	43.89	44.12	44.35	44.58	44.81
Efficiency at STC	15.29%	15.68%	16.08%	16.49%	16.91%
Efficiency at 200 W/m ²	14.86%	15.24%	15.63%	16.02%	16.43%
NOCT [°C]	45 ± 2°C	45 ± 2°C	45 ± 2°C	45 +/- 2°C	45 +/- 2°C

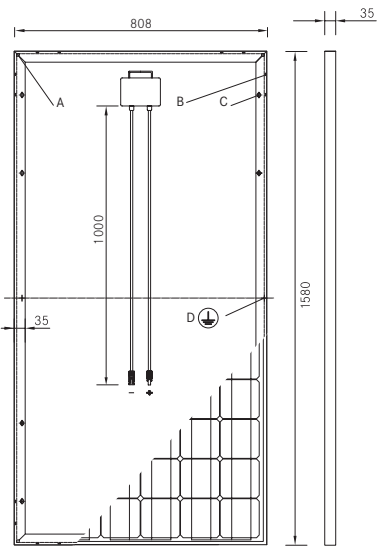
Specification as per STC (Standard test conditions): irradiance 1000 W/m² | module temperature 25°C | AM = 1,5
 NOCT (nominal operating cell temperature): irradiance 800 W/m² | wind speed 1 m/sec | temperature 20°C | AM = 1,5

Limiting values	LX-195M / LX-200M / LX-205M / LX-210M / LX-215M
Max. system voltage [V]	1000 V
Max. return current [I]	12A
Temperature range	-40 to 85°C
Snow-load zone ²	approval up to SLZ 3 (according to DIN 1055)
Max. pressure load (static)	5400 Pa

Temperature coefficient	LX-195M / LX-200M / LX-205M / LX-210M / LX-215M
Temperature coefficient [V] [I] [P]	-0.35% /°C 0.04% /°C -0.45% /°C

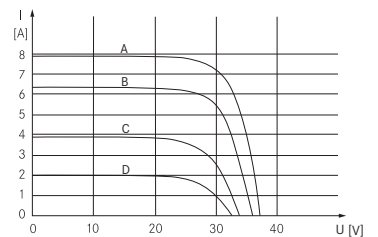
Specifications	LX-195M / LX-200M / LX-205M / LX-210M / LX-215M
Number of cells (matrix)	6 x 12, three strings connected in series
Cell size	125 mm x 125 mm (diagonal: 165 mm)
Module dimensions (L x W x H) ² Weight	1,580 mm x 808 mm x 35 mm 15.0 kg
Front-side glass	3.2 mm hardened solar glass with low iron content
Frame	stable, anodised aluminium frame in a hollow-section design
Socket	plastic (PPO), IP65, ventilated and strain-relieved
Diodes	3 Schottky diodes 12A/45V
Cable	4 mm ² solar cable, cable length 1.0 m
Plug-in connection	high-quality plug-in system, (IP65) MC4 or equivalent
Hail test (max. hailstorm)	∅ 45 mm impact velocity 23 m/s
General technical approval	classified according to DIN EN 13501-5 as B _{ROOF} (ti)

Back view/ Front view/ Side view³

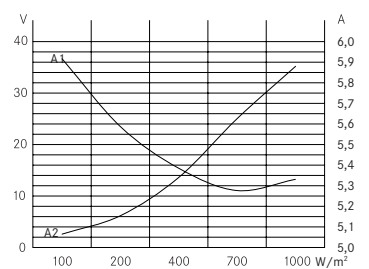


- A: 4 x drainage 10*10 mm
- B: 16 x ventilation aperture 3*7 mm
- C: 8 x mounting hole⁴ d = 7 mm
- D: 2 x earthing d = 2 mm

Characteristics



A: 1000 W/m² | B: 800 W/m² | C: 600 W/m²



A1: I_{mpp} | A2: V_{mp}

The specifications and average values can vary slightly. What is important is the corresponding data of the individual measurement. Specifications are subject to change without notice. Measurement tolerance: rated power +/- 3%, other values +/- 10%, all information in this data sheet corresponds to DIN 50380. A potential light-induced degradation of the power after commissioning is not considered here, other information can be found in the installation guidelines.

1 The specific warranty conditions are given under www.luxor-solar.com/download.htm

2 For standing installation

3 Tolerance L/W = +/- 3 mm, H = the dimensions given in the order confirmation will be decisive

4 Location on request

Luxor, your specialised company

Guidelines: 2006/95/EG-2006/95/EC, 89/336/EWG-89/336/EEC, 93/68/EWG-93/68/EEC



IEC
IEC 61215
IEC 61730



The validity of the certificates/listings for a specific country has to be examined under:
www.luxor-solar.com/download.htm